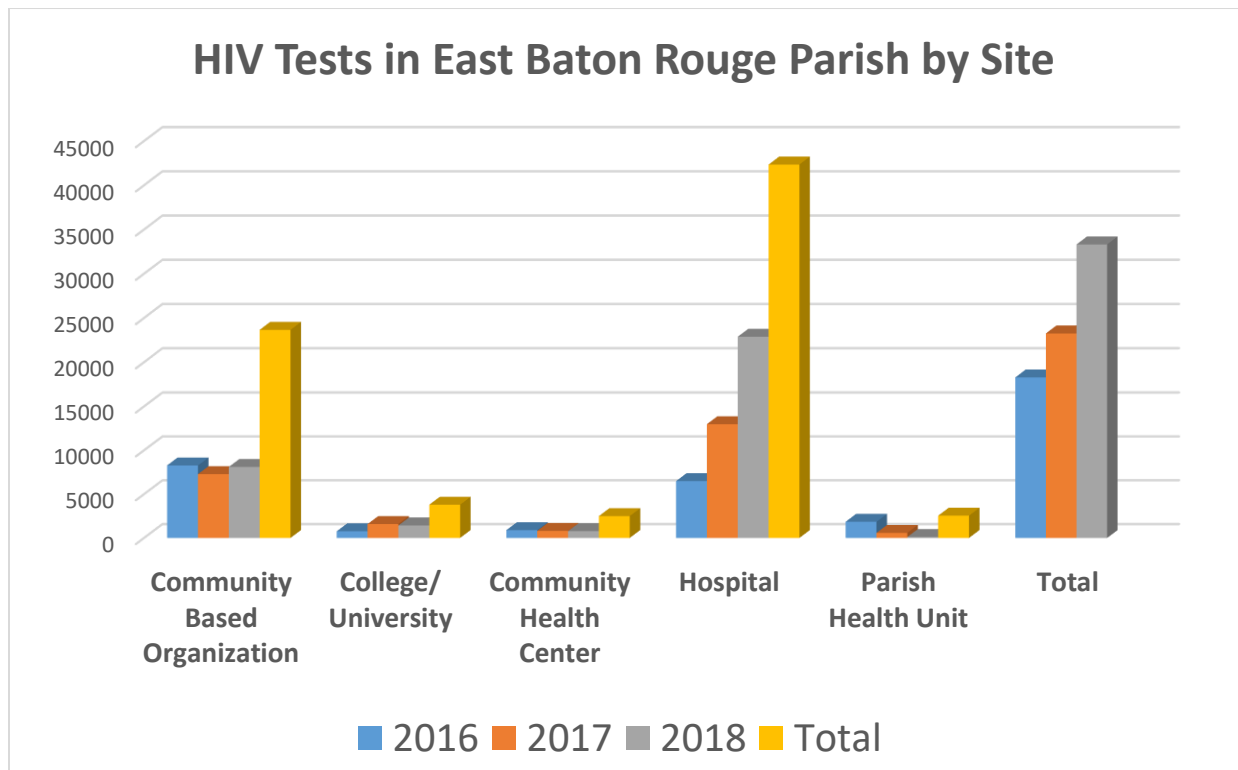


East Baton Rouge Parish HIV and AIDS Report on Testing and Diagnoses Rates 2016-2018

Baton Rouge MSA				
HIV and Stage 3 (AIDS) Rates and Rankings 2016-2018				
	AIDS (Stage 3) Diagnoses Rate		HIV Diagnoses Rate	
	Diagnoses Rate (per 100,000)	Rank	Diagnoses Rate (per 100,000)	Rank
2016	18.0	1	30.2	3
2017	15.3	2	26.9	5
2018	9.4	10	27.5	4

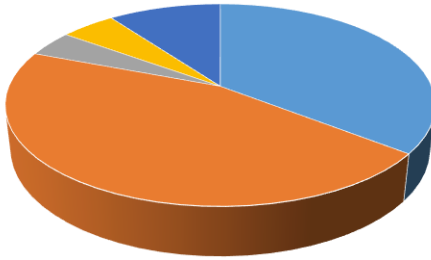
All HIV Surveillance Reports can be located here: <https://www.cdc.gov/hiv/library/reports/hiv-surveillance.html>



All testing data was provided by the Louisiana Department of Health Office of Public Health STD/HIV/Hepatitis Program



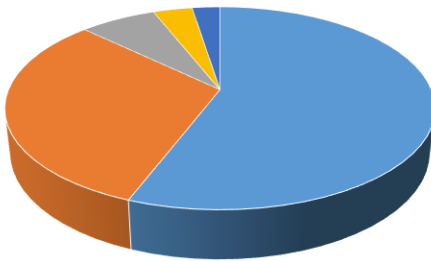
2016 HIV Tests- East Baton Rouge Parish by Site



- Hospital (6,490)
- Community Based Organization (8,273)
- College/ University (770)
- Community Health Center (895)
- Parish Health Unit (1,849)

All testing data was provided by the Louisiana Department of Health Office of Public Health STD/HIV/Hepatitis Program

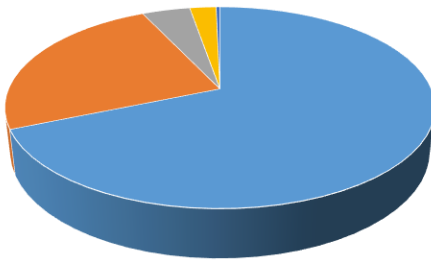
2017 HIV Tests- East Baton Rouge Parish by Site



- Hospital (12,977)
- Community Based Organization (7,283)
- College/ University (1,590)
- Community Health Center (816)
- Parish Health Unit (581)

All testing data was provided by the Louisiana Department of Health Office of Public Health STD/HIV/Hepatitis Program

2018 HIV Tests- East Baton Rouge Parish by Site



- Hospital (22,875)
- Community Based Organization (8,100)
- College/ University (1,434)
- Community Health Center (789)
- Parish Health Unit (114)

All testing data was provided by the Louisiana Department of Health Office of Public Health STD/HIV/Hepatitis Program